

# Power + Data Solutions





**Crafted for  
connection.**



# Below Desk Power + Cable Management

## Dog Bone



Slot to allow cable access to below desk power and cable management.

- 600mm slot to allow cable access to desktop with dog bone ends for plug access.
- Ideal for monitor arm mounting.
- 1250mm cable basket, with power outlets, mounted below.
- Supplied with 1500mm starter cable, cable chute and/or inter-connecting cables as required.
- Suitable for solid timber and HPL tops.

## Cable Port



Matching surface lift out lid to allow cable access to below desk power outlets and cable management.

- Removable lid machined out of top surface to allow cable access below desktop.
- 650mm cable basket, with power outlets, mounted below.
- Supplied with 1500mm starter cable, cable chute and/ or inter-connecting cables as required.
- Suitable for solid timber and HPL tops (excluding Dowel)





# In Desk Power + Data

## Accede 2 Insert

- Single hinged lid with cable flap.
- 2 power outlets and provision for 3 data.
- Available in Black or White finish.
- Supplied with 1500mm starter cable and/or inter-connecting cables as required.
- Suitable for all top materials.



In desk power and data box for above desk access.

## Accede 4 Insert

- Single hinged lid with cable flap.
- 4 power outlets and provision for 5 data.
- Available in Black or White finish.
- Supplied with 1500mm starter cable and/or inter-connecting cables as required.
- Suitable for all top materials.



In desk power and data box for above desk access.

## Utility Port

- Removable lid machined out of top surface.
- 4 power outlets and provision for 4 data in chassis mounted below top.
- Supplied with 1500mm starter cable and/or inter-connecting cables as required.
- Suitable for solid timber and HPL tops (excluding Dowel)



Matching surface lift out lid for above desk access to power and data box mounted below top.

## Executive Insert

- Dual hinged lids matched to top surface.
- 4 power outlets and provision for 4 data and 2 AV.
- Supplied with 1500mm starter cable and/or inter-connecting cables as required.
- Suitable for solid timber and HPL tops (excluding Dowel)



Matching surface in desk power and data box for above desk access.

# Above Desk Power

## Flip Power



Integrated power solution that can be flipped to conceal power outlets.

- 4 power outlets.
- Only available in solid timber tops (excluding Dowel).
- Option of power cable concealed in leg.
- Supplied with 1500mm starter cable.

## Flip Power Q2



Integrated power solution that can be flipped to conceal power outlets.

- 2 power outlets and 1 TUF USB chargers.
- Only available in solid timber tops (excluding Dowel).
- Option of power cable concealed in leg.
- Supplied with 1500mm starter cable.

## Echo Duo



Surface mounted power and USB fast charge for above desk access.

- 1 power outlet and USB C/A PD fast-charge module.
- Available in Black or White finish.
- Supplied with 1500mm starter cable and/or inter-connecting cables as required.
- Suitable for mounting in all surfaces.

## Echo Trio



Surface mounted power, USB fast charge and Wireless fast charge for above desk access.

- 1 power outlet, 1 USB C/A PD fast-charge module and 1 wireless fast charge module.
- Available in Black or White finish.
- supplied with 1500mm starter cable and/or inter-connecting cables as required.
- Suitable for mounting in all surfaces.

## Peak 60



Surface mounted power and data for above desk access.

- 4 power outlets and 2 TUF USB chargers.
- Available in Black finish.
- Supplied with 1500mm starter cable and/or inter-connecting cables as required.
- Suitable for all top materials.

## Peak 80



Surface mounted power and data for above desk access.

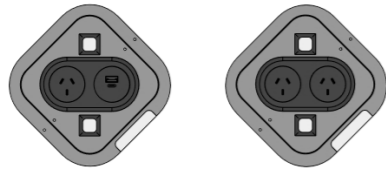
- 6 power outlets and 2 TUF USB chargers.
- Available in Black finish.
- Supplied with 1500mm starter cable and/or inter-connecting cables as required.
- Suitable for all top materials.



# Terete Power Solutions

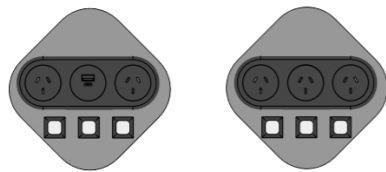
- Concealed below top inside column with access through grain matched lift out lid.
- Column base tables have power lid mounted directly above column and can have multiple lids for multiple column tops (size specific options as below)
- Stadium base inserts mounted in center of top unless otherwise specified and can have more than one insert if requested.

## 350 & 425 Column



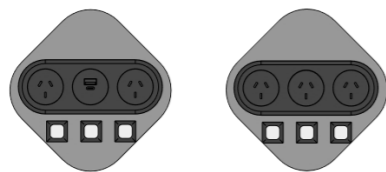
- 2 power outlets and provision for 2 data
- 1 power outlet, USB C/A PD fast charge and provision for 2 data

## 500 Column Options



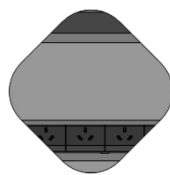
- 3 power outlets and provision for 3 data
- 2 power outlet, USB C/A PD fast charge and provision for 3 data

## Stadium Base Options



- 3 power outlets and provision for 3 data
- 2 power outlet, USB C/A PD fast charge and provision for 3 data

## Top Mount Only



- 4 power outlets and provision for data
- Note: Used when power cannot be positioned over a column and undercarriage of power box will be visible under the top





# Upholstery + Banquette Power Options

## Flip Power

- 1 USB fast-charge outlets.
- Top surface in material of choice.
- Supplied with 3 pin plug as standard.



Side table for banquettes with USB fast charge outlets.

## KonuxUS

- 1 power outlet and USB C/A PD fast-charge module.
- Available in Black or White finish.
- Supplied with 1500mm starter cable and/or inter- connecting cables as required.
- Suitable for mounting in all surfaces.



Surface mounted power and USB flat charge.

# Post Banquette Power Options

## Nova Duo

- 2 power outlets or 1 power outlet and USB C/A PD fast-charge.
- Available in black or white.



Mounted under front rail.





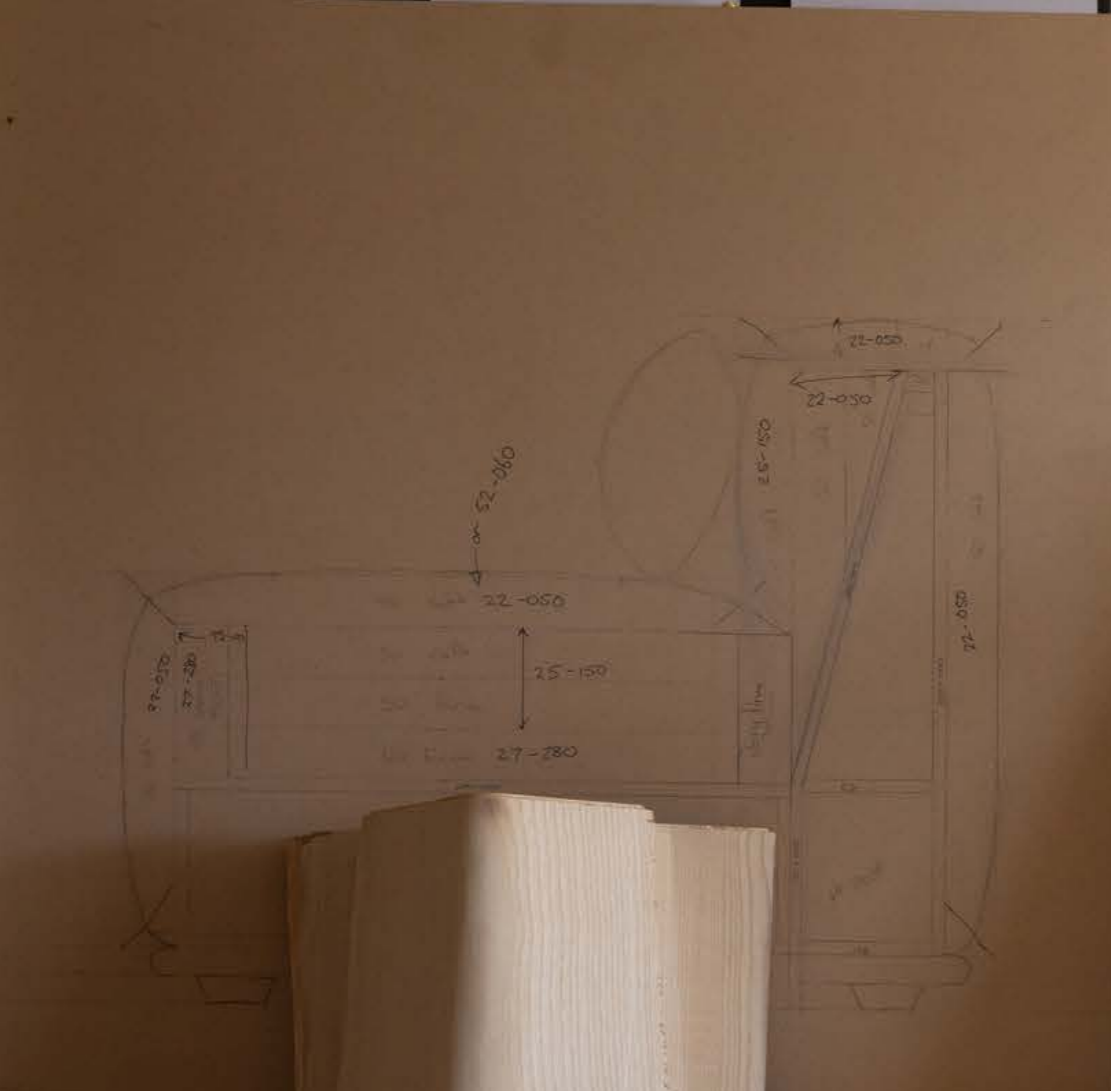

If you're not  
going to make  
it beautiful,  
don't bother.

Our design philosophy is simple. It must solve a problem. It must endure. And it must be beautiful.




Building connections is a personal thing. We are real people, backing it up with real skills. Thoughtfully crafted designs made here in NZ by family-owned third generation furniture makers.

Our workshop is a bustling hub of creativity and expertise. Inhouse teams for everything – laminating, machining, engineering, fitting, assembly, powder coating, polishing, painting, and upholstery. It's where the magic happens, where each piece comes to life with skill, craftsmanship and a finish that's uniquely yours.









Life is built on the interaction of people. We create thoughtfully crafted furniture that inspires meaningful interaction.

0800 142 233  
SALES@HARROWS.CO.NZ

AUCKLAND SHOWROOM  
147 NEWTON ROAD  
EDEN TERRACE – AUCKLAND

HEAD OFFICE & MFG.  
31 – 33 REDRUTH STREET  
PO BOX 3023 – TIMARU

